



Jordanian Parties Internal Democracy - Brief

June 2019

Prepared By Wael Abu Anzeh

COPYRIGHT (CC) 2020, NIMD, THE HAGUE, THE NETHERLANDS

This is a publication of The Netherlands Institute for Multiparty Democracy (NIMD)

This publication or parts of it can be used by others for free as long as they provide a proper reference to the original publication.

The content of this research is the sole responsibility of the author and can under no circumstances be regarded as reflecting the position of NIMD.

This research was originally written in English language.

Contents

Introduction	4
Political Parties' Internal Democrac	4
Figure 1: Number of Secretary Generals Per Party	6
Table 1: Establishment Date of Political Parties & The Number of Sitting Secretaries-General	7
Figure 2: Change Frequency of Secretaries-General in Political Parties	9
Figure 3: Change Frequency of Secretaries-General in Political Parties	10
Figure 4: The Percentage of Change Frequency of Secretaries-General in Political Parties	11
Figure 5: Average of Years Per S.G. Per Party	12

Introduction

Jordan remains far from being a fully-fledged democracy, yet many of the local stakeholders that demand democratization of the country, namely political parties, remain inherently undemocratic in their structures and practices. There are many indicators that could be used to measure internal democracy in political parties, most prominent of which is the rotation of Secretaries-General and the average length of time for each term they spend in office. The following brief will focus on this aspect to gauge the level of internal democracy practiced in political parties.

Political Parties' Internal Democracy

The party with the highest number of rotations for Secretaries-General is the “Islamic Centrist Party” with 10 S.G.’s and with an average of 1.8 years for each, followed by the “Islamic Action Front Party” and the “United Jordanian Front Party” with 5 S.G.’s per party and with an average of 4.5 years and 2 years per party respectively. As for the remaining parties, 28 parties have had only one S.G. since their establishment with varying averages of years per S.G. depending on the date of establishment. However, it is worth noting that the party with the longest sitting S.G. is the “Progressive Arab Baa'th Party” with an average of 26 years for its current S.G. which has been in place since its establishment in April, 1993. Most of the remaining 16 parties have had only 2 S.G.’s and with a minority of them

having between 2 to 5 S.G.'s with varying averages and number of years per S.G. depending on the year of establishment.

When looking at the average number of years per S.G. per party, we get a different picture. The overall average number of years per S.G. per party hovers around 5.4 years for all parties, which can still be considered a bit high, especially if we assume that the average number of years per term is 4 years. However, since most parties are less than 10 years old, the number of years per S.G. per party could be considered “acceptable”, especially if we exclude parties with exceptionally high number of years per S.G. per party (10 years or more), which can be considered an anomaly in the sample.

It is worth taking into consideration that there are 5 parties¹ (Reform Party, Jordanian National Gathering Party (TAWAD), Knights Party, Jordanian Promise Party, and Al-Nedaa' Party) that had a change in S.G. (only 2 S.G.'s since establishment) due to the demise of their S.G.'s, which cannot really be considered as internal democracy. This also means that parties that had only one S.G. since their establishment and the average number of years per S.G. per party would increase, drawing a grimmer picture of the reality.

¹ Marked with an asterisk

Figure 1: Number of Secretary Generals Per Party

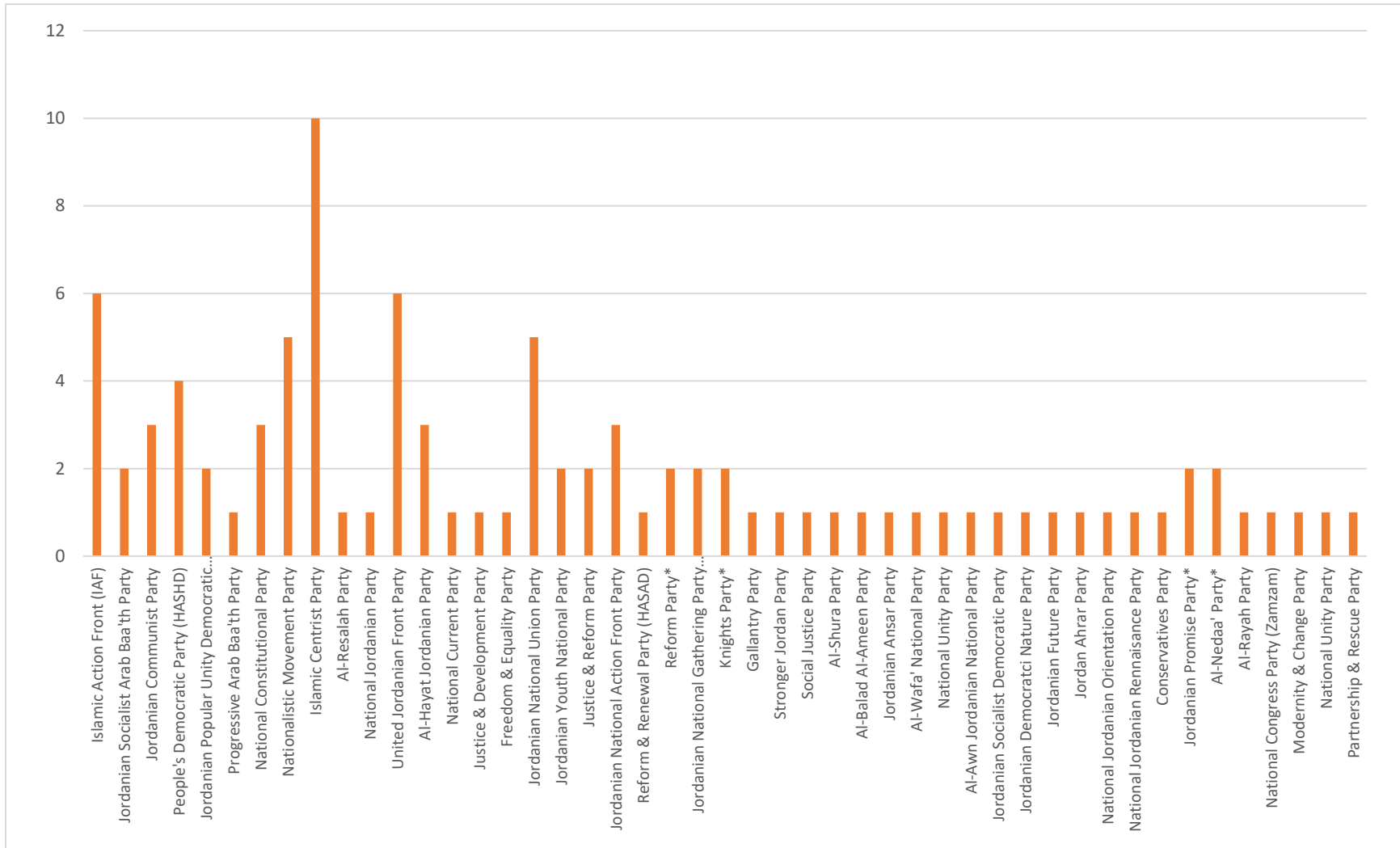


Table 1: Establishment Date of Political Parties & The Number of Sitting Secretaries-General

Party	Date of Establishment	Number of SG's Since Establishment	Years Since Establishment	Average of Years Per S.G. Per Party
Islamic Action Front (IAF)	7/12/1992	6	27	4.5
Jordanian Socialist Arab Baa'th Party	17/01/1993	2	26	13.0
Jordanian Communist Party	17/01/1993	3	26	8.7
People's Democratic Party (HASHD)	17/01/1993	4	26	6.5
Jordanian Popular Unity Democratic Party	9/2/1993	2	26	13.0
Progressive Arab Baa'th Party	13/04/1993	1	26	26.0
National Constitutional Party	19/12/1997	3	22	7.3
Nationalistic Movement Party	7/10/1997	5	22	4.4
Islamic Centrist Party	7/12/2001	10	18	1.8
Al-Resalah Party	31/12/2002	1	17	17.0
National Jordanian Party	19/02/2007	1	12	12.0
United Jordanian Front Party	30/09/2007	6	12	2.0
Al-Hayat Jordanian Party	19/02/2008	3	11	3.7
National Current Party	31/08/2009	1	10	10.0
Justice & Development Party	9/6/2009	1	10	10.0
Freedom & Equality Party	6/11/2009	1	10	10.0
Jordanian National Union Party	10/12/2011	5	8	1.6
Jordanian Youth National Party	30/11/2011	2	8	4.0
Justice & Reform Party	1/4/2012	2	7	3.5
Jordanian National Action Front Party	1/12/2012	3	7	2.3
Reform & Renewal Party (HASAD)	19/12/2012	1	7	7.0
Reform Party*	23/02/2012	2	7	3.5
Jordanian National Gathering Party (TAWAD)*	24/06/2013	2	6	3.0
Knights Party*	8/4/2013	2	6	3.0

Gallantry Party	10/10/2013	1	6	6.0
Stronger Jordan Party	11/6/2013	1	6	6.0
Social Justice Party	2/1/2014	1	5	5.0
Al-Shura Party	5/5/2014	1	5	5.0
Al-Balad Al-Ameen Party	9/6/2014	1	5	5.0
Jordanian Ansar Party	1/7/2014	1	5	5.0
Al-Wafa' National Party	18/01/2015	1	4	4.0
National Unity Party	23/05/2015	1	4	4.0
Al-Awn Jordanian National Party	13/07/2015	1	4	4.0
Jordanian Socialist Democratic Party	8/2/2016	1	3	3.0
Jordanian Democratic Nature Party	8/2/2016	1	3	3.0
Jordanian Future Party	21/03/2016	1	3	3.0
Jordan Ahrar Party	21/03/2016	1	3	3.0
National Jordanian Orientation Party	21/03/2016	1	3	3.0
National Jordanian Renaissance Party	17/04/2016	1	3	3.0
Conservatives Party	18/05/2016	1	3	3.0
Jordanian Promise Party*	31/05/2016	2	3	1.5
Al-Nedaa' Party*	13/07/2016	2	3	1.5
Al-Rayah Party	13/07/2016	1	3	3.0
National Congress Party (Zamzam)	11/8/2016	1	3	3.0
Modernity & Change Party	17/04/2017	1	2	2.0
National Unity Party	27/12/2017	1	2	2.0
Partnership & Rescue Party	27/12/2017	1	2	2.0

Figure 2: Change Frequency of Secretaries-General in Political Parties

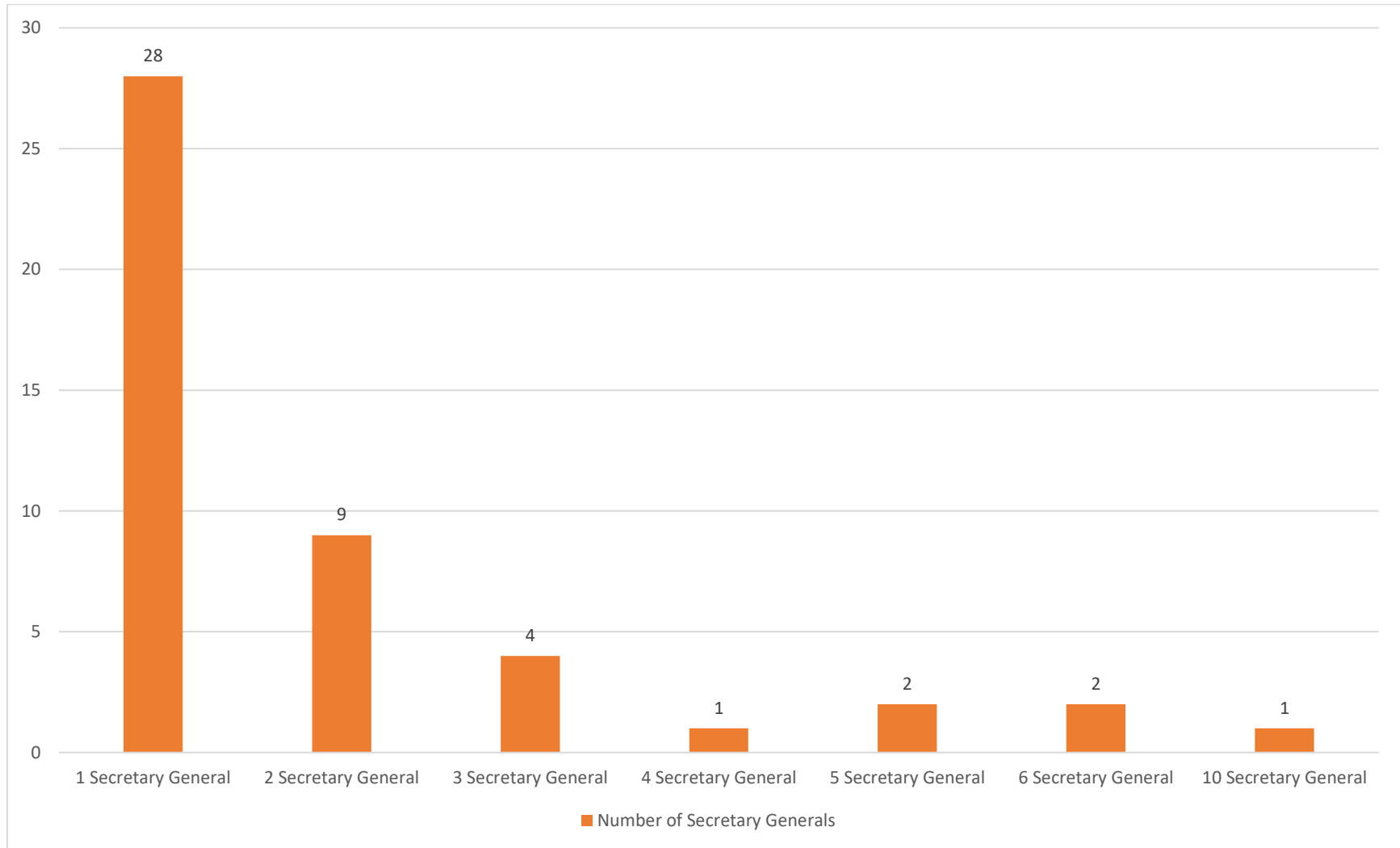


Figure 3: Change Frequency of Secretaries-General in Political Parties

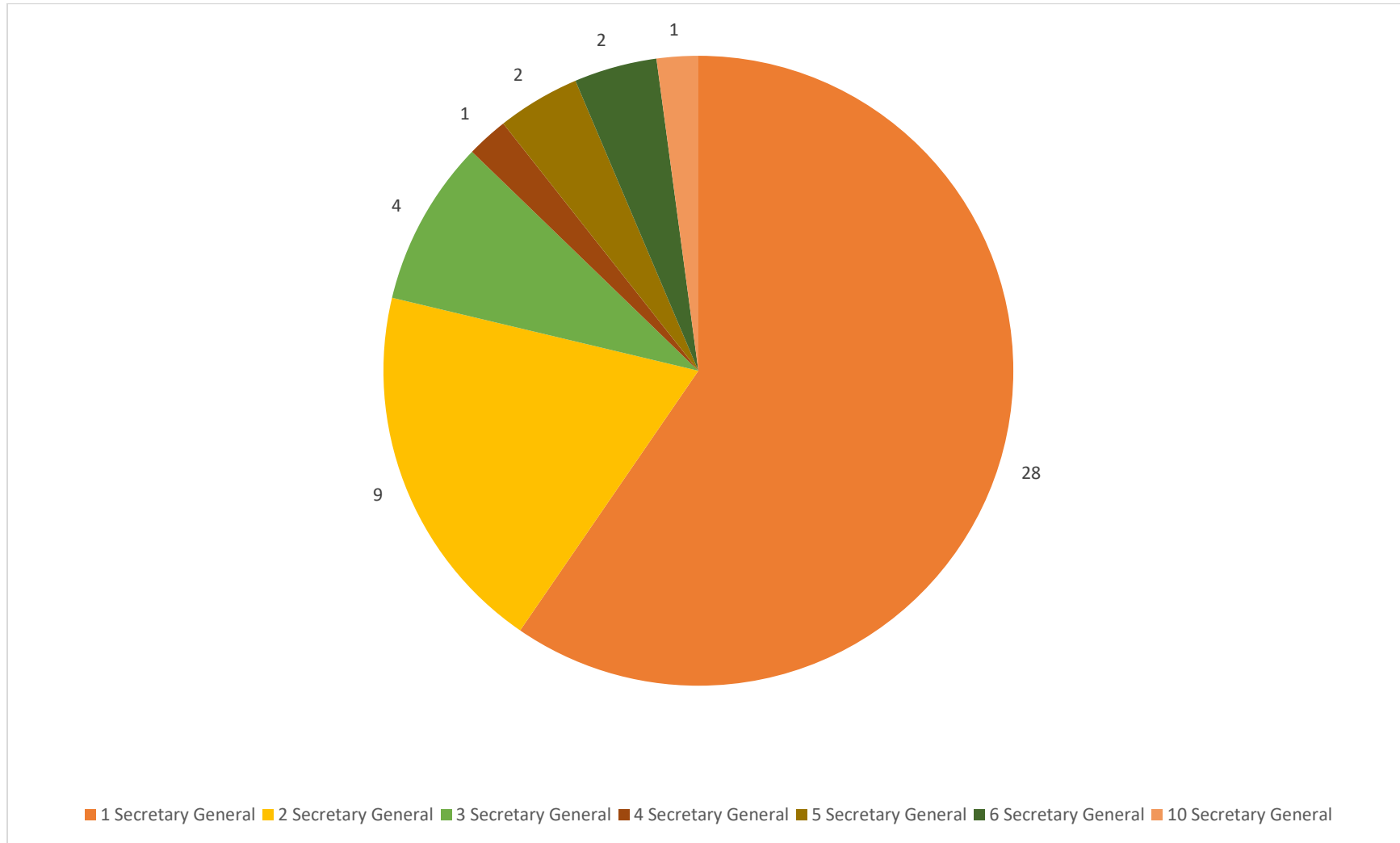


Figure 4: The Percentage of Change Frequency of Secretaries-General in Political Parties

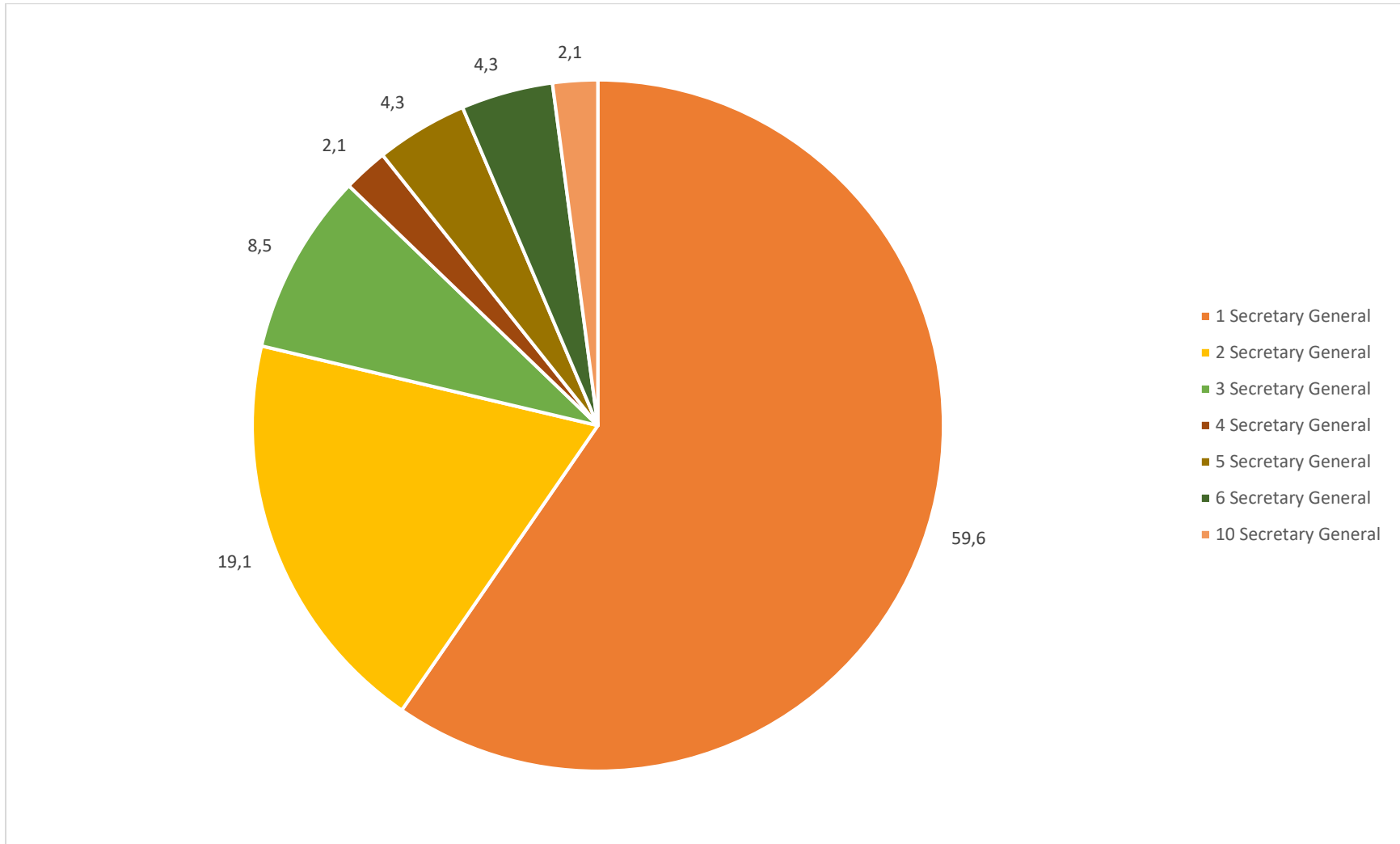
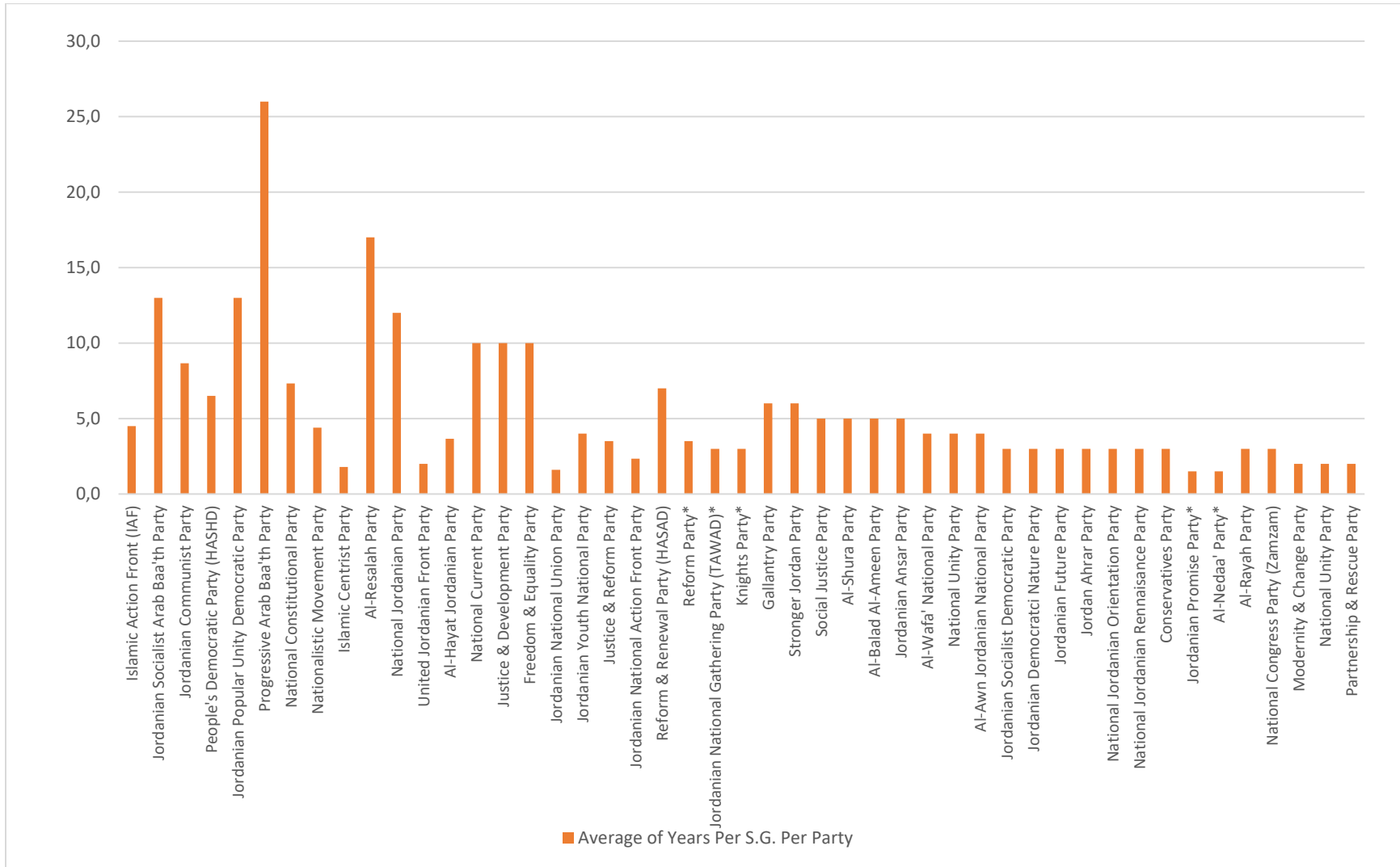


Figure 5: Average of Years Per S.G. Per Party



Democracy starts with dialogue.

تبدأ الديمقراطية بالحوار